


Tefal®



EXPRESS ESSENTIAL SV6120E0
SV6120E0

Reduce your ironing time by up to 30%*

Express Essential Steam Generator is the perfect mix of fast ironing performance and outstanding convenience. Express Essential works faster than a traditional steam iron due to its powerful steam performance. It all comes with a big water tank to avoid constant refills for hassle-free steaming sessions.

**vs a traditional steam iron*

**vs a traditional steam iron*

PRODUCT BENEFITS



Reduce your ironing time by up to 30%*
Up to 3x more steam* for express ironing

EFFICIENCY

5.5 bar pump pressure to deliver great results



Perfect results

Use the raw power of 120g/min steam output to achieve great results in no time

Intense steam boost

The powerful 320 g/minute steam boost tackles even the most stubborn creases



HIGH AUTONOMY

Fix water tank of 1.4L for unlimited refill during your ironing session

VERSATILE

Handy vertical steaming mode to do either last minute touch-ups or longer ironing sessions



ANTI CALC

Calc Clear Technology to ensure longer lasting steam performance

FLAWLESS GLIDE

Xpress Glide soleplate ensures outstanding glide for easier and more enjoyable steaming sessions



COMPACT

The compact frame takes the hassle out of steaming, with a footprint smaller than a sheet of A4 paper

Sanitize your garments

The combination of heat from the soleplate and steam helps kill up to 99.9% of germs bacteria for maximum hygiene.



Repairable Product - 10 years


- Designed for easy repair
- Low cost and fast delivery of spare parts for 10Y and more
- 6500 repair centers worldwide

PRODUCT PHOTOS

Other Product picture(s)



Product Lifestyle photo(s)



360 Product Packshot



Video(s)



Packaging




POS in pack



IFU



safety sheet



PRODUCT FEATURES

STEAM & POWER PERFORMANCE

➤ Power	2200 W
➤ Steam output	120 g/min
➤ Steam boost	320 g/min
➤ Water pump	5,5 bar
➤ Vertical Steam	Yes
➤ Setting of steam & temperature	Manual setting
➤ Heat up time	2 min
➤ Steam output	High (35 to 120 g/min)
➤ Steam boost	Professional (>230 g/min)
➤ Iron weight	1.4 kg
➤ Water tank capacity	Large (> 1L)
➤ Steam hose length	1.60 m

SOLEPLATE PERFORMANCES

➤ Soleplate Technology	Ceramic Xpress Glide
➤ Glideability of soleplate	***
➤ Durability of soleplate / scratch resistance	***
➤ Continuous steam diffusion	Tip and side
➤ Concentrated Steam boost at tip of soleplate	Yes

COMFORT IN USE

➤ Anti-drip	Yes
➤ Auto-Off	Yes
➤ Eco Mode	Yes
➤ Power cord length	1.6 m
➤ Lock-System	Yes
➤ Water tank capacity	1.4 L
➤ Water tank	Fix
➤ Continuous refilling	Yes
➤ Cord Storage	Power cord and water cord

DURABILITY

➤ Anti scale function	Anti-scale setting
➤ Scale alert	Yes

OTHER FEATURES

➤ Colours	LIE DE VIN/ BLANC
➤ Country of origin	China

LOGISTICS DATA

CMMF : 1830007904

EAN CODE	PCS / PARCEL	PCS / LAYER	LAYER / PALLET	PCS / PALLET	PCS / CONTAINER
EAN ST : 3121040079041 EAN UC :	2	8	4	32	C20 : 1 030 C40 : 2 080 HQ4 : 2 340

	UNPACKED PRODUCT	PACKED PRODUCT	STANDARD PARCEL	PALLET
DIMENSIONS (D x W x H)	362 x 179 x 256 (mm)	390 x 212 x 292 (MM)	448 x 412 x 326 (MM)	1 200 x 1 000 x 1 304 (MM)
WEIGHT	3.059 (KG)	4,118 (KG)	8,236 (KG)	131,776 (KG)

2022-02-17